



Mountainview Animal Hospital

WINTER NEWSLETTER

LUMP CHECKING YOUR PET

Lately we have had more than the usual amount of appointments to examine lumps and more than a few of them have been lumps of concern. So, it seems like a good time to encourage all of you to do a **Monthly Lump Check** on your pets. This does not need to be difficult or invasive. In fact, to your pet, this should just feel like a nice cuddle or massage. If you do it just after your pet has been outside, then you can check them for ticks at the same time. Win, win.

This is sometimes harder to do in cats because they have their “no, no spots”; you know, those areas that might get you bit if you touch them there. Give it a try, do your best but be safe. My cat Li'l Stinker has a lot of “no, no spots” so I try to sneak in a feel when he is sleeping. He wakes up a bit grumpy but I usually get away with it.

To do a lump check just run your hands over their face, head, ears, body and legs. Don't forget to look between the toes and down the tail. Even in the mouth and on the bum are good places for lumps to hide.

If you find a lump, take note of where it is, how big it is, is there fur covering it or is it naked, is it hard or soft, can you move it in the skin or is it attached to the body and what colour it is.

While more than half of lumps found on dogs are fatty tumors and benign (not cancerous), it can be hard to tell. It is best to book an appointment with your veterinarian to have the lump examined. If your veterinarian is unsure of the lump's cause, a test called a Fine Needle Aspirate can be done. This is not a very invasive test, no worse than a vaccine needle for your cat or dog. Depending on the type of lump, your veterinarian may need to do further testing like biopsies or x-rays.

Lumps of concern will be new lumps, lumps that are growing quickly, red, bald or ulcerated. Even old lumps that feel or look different to you, might warrant a follow-up with your veterinarian.

A very useful tool is a Lump Tracking Chart. This is a chart where we can record the location and size of your pet's lumps. You can do this at home too. Draw the lump on the chart, write the date you found the lump and the size of the lump. Pictures are great too.

To make it easier, we can share our Lump Tracking Chart with you.

TIME WITH TUX



I just celebrated my 15th birthday! My stealth feline ears can hear you all gasp with amazement and shock as to how young and hot I still look. It is true, I do look fabulous! I feel fabulous too. Except for the cancer scare last year, which by the way, I breezed through, I have been nothing but the picture of good health.

What's my advice to aging this well, you ask? Let your people take care of you. Let them take you to the doctor for wellness checks, quit being so picky about the special diets they offer you and let the humans check you out. Turn all the “no, no spots” to “yes, yes spots”. If you just drop the cattitude, you'd have to admit, being massaged and touched everywhere actually feels pretty great. I let all the ladies here touch me all the time, and I like it!

How to check your pet for skin cancer at home.

- Slowly examine your pet from nose to tail and top to bottom to help find skin tumors.
- Always start in the same place.
- With your fingertips, feel around the muzzle, the eyes, then along the ears and the neck.
- If your pet allows you to do so safely, check for lumps and bumps in and around the mouth and muzzle.
- Stay consistent and work down each side. Have them stand up so that you can check the inside and outside of the legs.
- Check between their toes, paw pads, and don't forget the tail.
- Take note of the size and location of any lumps and bumps you find; your veterinarian will want to see them and will make recommendations based upon their findings. You can use this body map to record your findings.
- REMEMBER: catching skin cancer early is always best.

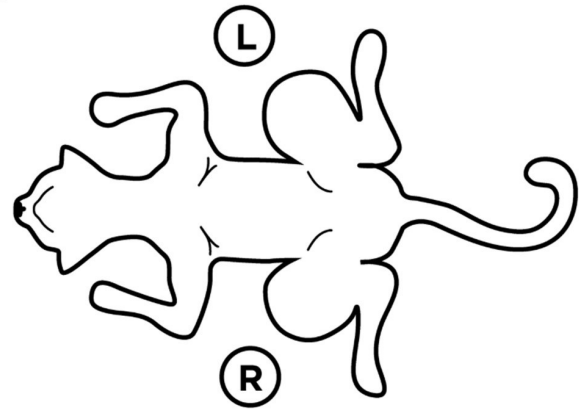
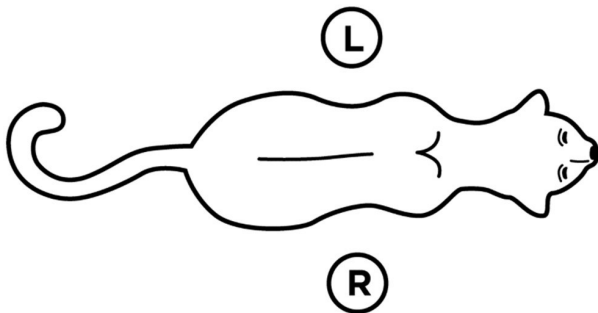
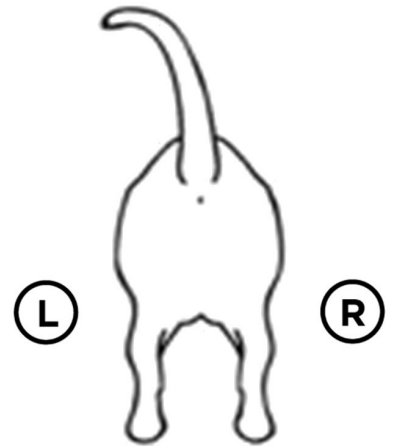
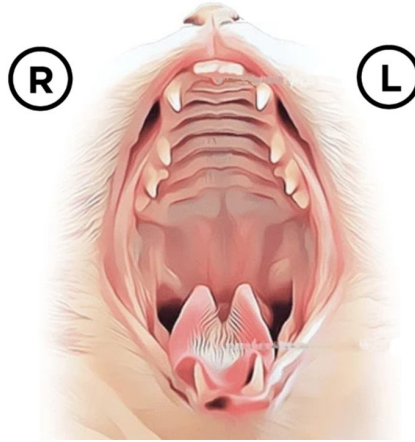



Choose a consistent day of the week to check your pet

Snuggle Sundays can help make it easy to check your pet for skin cancer at home. Examining your pet is like giving them a massage, which can relax them and make them look forward to being checked.

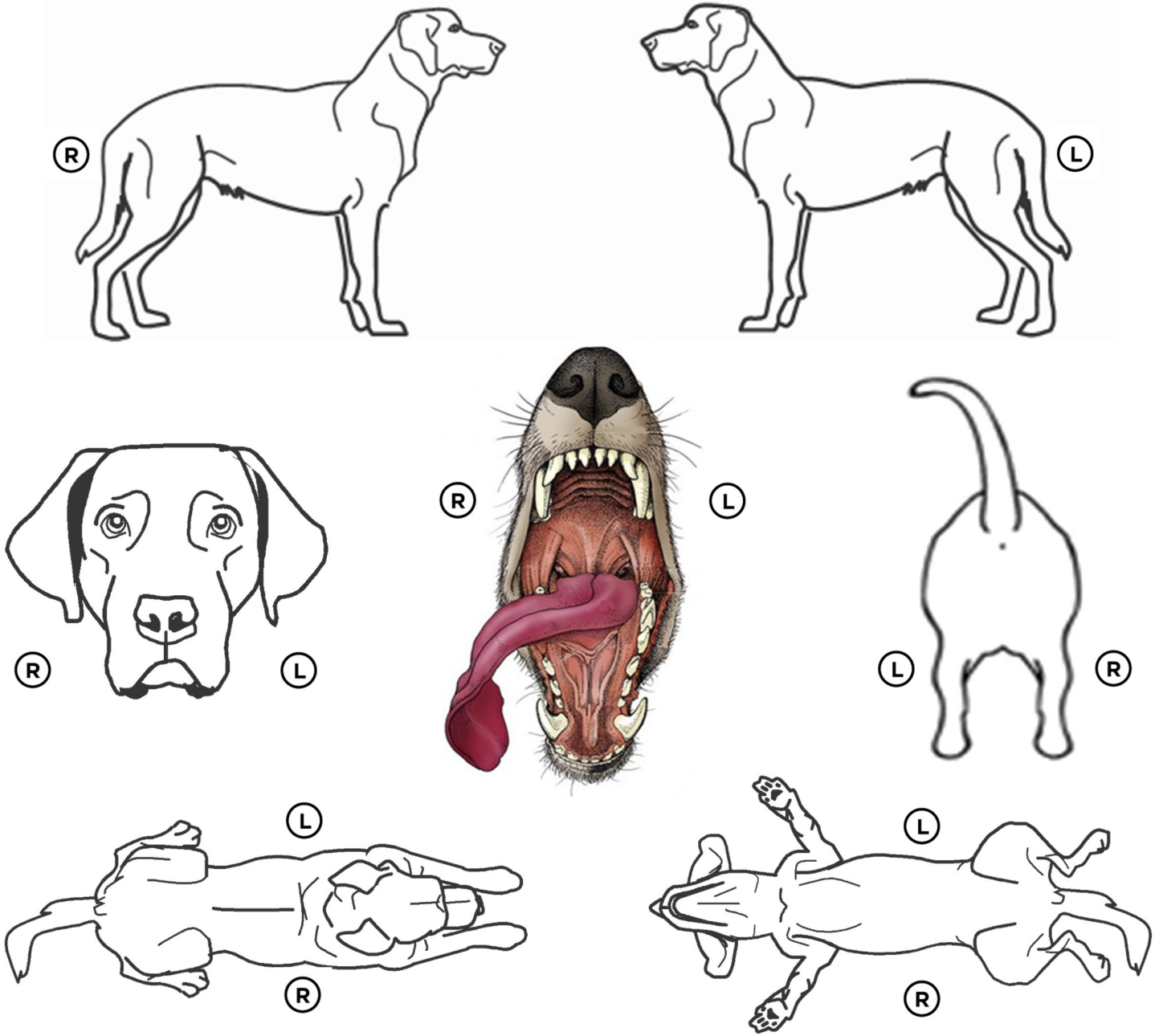


Scan to view a “how to”
check your pet video.

Or click this link: <https://qrco.de/bdDR2v>



LUMP CHART draw and number the lump, describe it below						
Lump Number						
Date						
Photo taken						
Size						
Shape						
Texture (Smooth or knobby)						
Firmness (Hard/medium/soft)						
Painful or Itchy						
Bleeding or Discharge						
Other Notes:						



LUMP CHART draw and number the lump, describe it below

Lump Number						
Date						
Photo taken						
Size						
Shape						
Texture (Smooth or knobby)						
Firmness (Hard/medium/soft)						
Painful or Itchy						
Bleeding or Discharge						
Other Notes:						

Important Parasite Reminders

While heartworm transmission is over for this year, **ticks** are still a threat. Ticks are active any time the temperature is **above 0°C**, even during the winter months! To prevent tick bites and the spread of Lyme disease, Anaplasma and Ehrlichia, dogs and outdoor cats should be on tick prevention year round.

Ask us about the best prevention products for your pets.



HOLIDAY HOURS



Wednesday, December 24th
Christmas Eve
8 am to 12 noon

Thursday, December 25th
Christmas Day
Closed

Friday, December 26th
Boxing Day
Closed

Saturday, December 27th
Reception only
9 am to 12 noon

Sunday, December 28th
Closed

Wednesday, December 31st
New Years Eve
8 am to 12 noon

Thursday, January 1st
New Years Day
Closed

WHAT TO DO IN AN EMERGENCY OVER THE HOLIDAYS

Unless otherwise specified here, Mountainview Animal Hospital will be open during its regular office hours. Animals in the hospital over the holidays will receive the same great care and attention as always.

For those patients requiring emergency care over Christmas and New Years:

- Emergency Veterinary Clinic on Hwy 10: **call ahead at 905-495-9907**.
The Emergency Veterinary Clinic is located in Brampton on the south east corner of Highway 10 and Wexford Rd, just one block north of Bovaird (Highway 7).
- Mississauga Oakville Veterinary Emergency and Referral Hospital: **call ahead at 905-829-9444**.
Located on Bristol Circle, off Winston Churchill Road, south of Dundas in Mississauga

*From all of us at Mountainview Animal Hospital,
we wish all of you
A Very Merry Christmas,
A Joyous Holiday Season
and
A Happy New Year*

